





LANGUAGE DEVELOPMENT – A JOINT RESPONSIBILITY

INFORMATION FOR PARENTS OF CHILDREN BETWEEN THE AGE OF 3 AND 6





YOU PLAY A CRITICAL ROLE IN
YOUR CHILD'S LANGUAGE DEVELOPMENT

Did you know that

- The toddler speaks mostly about what is occurring here and now? The pre-school child also speaks about what has happened and what will happen.
- The vocabulary develops with rapid speed between the age of 3 and 6?
- Children introduced to many words will learn many words?
- There is a connection between the number of words a 2-to-3-year-old child knows and the child's reading comprehension at the age of 16?
- Children play and experiment with reading and writing? This bears a great significance to the development of their ability to read and write later on.



TALK TO YOUR CHILD



You are the most important person in your child's life and you have a critical influence on your child's language development.

A well-founded mother-tongue is important to your child. Therefore, speak with your child in the language you are best at speaking.

When you speak to each other and do things together, you are contributing to your child's language development.

Conversation gives your child experience in using the language.

Conversation allows for repeating the same words and phrases multiple times.

Your child's language is also developed when playing with other children for instance in the pre-school.

Talk to your child about something he/she has experienced and about things that are going to happen.

Allow your child to help for instance with cleaning, cooking, washing the car, grocery shopping, while you talk about what you are doing.

Watch children's television with your child and talk about what you are watching.

Take turns in talking and listening so your child can learn to have a dialog.

Be patient and encouraging – this will boost the self-confidence and the self-esteem and develop a desire to speak.

Your child's language will develop, when you expand your child's sentences.

***Your child says: "Look, a dog."
You could answer: "Yes, that is a sweet little dachshund. Look, it is wagging its tail."***

Acknowledge your child's language and exhibit the will to understand. Do not correct –instead you could repeat the sentence correctly. That provides self-esteem and the desire to speak.

***Your child says: "We were rode the train."
You could answer: "Yes, we rode the train. We rode to grandmother's house yesterday."***

EXPLAIN, READ AND LOOK IN BOOKS



Positive experiences with books have significance when your child is learning to read.

Reading aloud creates positive experiences and knowledge of the written language.

Reading aloud increases your child's vocabulary and expands the sentences.

It is a good idea to pause during reading to speak with your child about what you are reading.

Talk about the pictures. Maybe your child spots details which you have missed.

Ask if your child wants to "read" to you in his/her favourite book. Often, the child knows parts of the book by heart.

Go on the hunt for words in for instance magazines, comic books, news papers and computer games.

Tell your child stories and allow your child to tell you stories.

PLAY WITH WRITING

Playing that you are writing provides your child with important experience with the written language and what one can do with it.

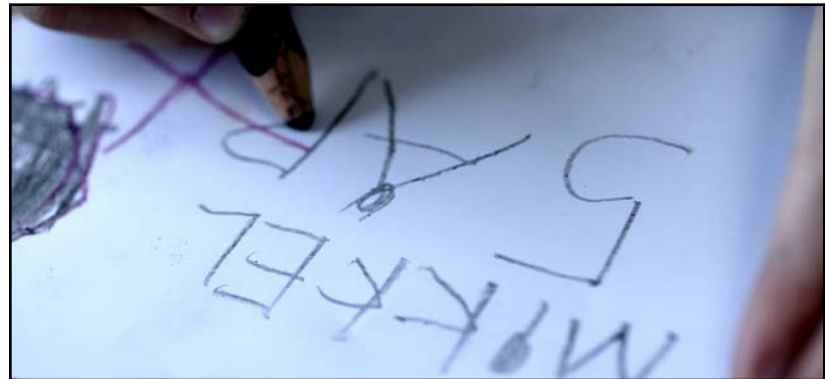
Your child wants to mimic you when you are writing. For instance by writing in “doodle-language”, signs or letters.

Allow your child to tell you what he/she has written.

Allow your child to participate in writing for instance to-do lists, postcards, messages and typing on the computer.

Acknowledge your child’s way of writing without making corrections. It is all about desire, joy and interest.

Play with letters and numbers for instance as magnets on the refrigerator or blocks with letters and numbers on them.



PLAY WITH THE LANGUAGE – USE THE LANGUAGE WHEN PLAYING



Play with the language with your child. This increases your child's curiosity and attentiveness to language.

Fun word games can be played anywhere and anytime. They can last 3 minutes or go on for several days if the child remains interested.

Create funny nonsense words and nonsense stories together.

Play with sounds, words, rhymes and nursery rhymes.

Sing and play with your child. This creates joy and supports rhythm, tone and pronunciation.

Play along when your child invents rhymes and try to make up your own rhymes.

Read or say known nursery rhymes aloud. Stop right before the last word and let your child finish it.

Create a sentence containing two words that rhyme and let your child pick out the two rhyming words.

Play with opposites. For instance thick/thin, hard/soft. You can also make the words into a memory game with writing and a picture.

How many things in the living room start with an s?/b? Count the steps, the bicycles or the people wearing red hats.

*Find words in the same category: footwear – slippers, soccer boots, trunk shoes...
Fruit – apples, plums, pineapple...*

INFORMATION

You can get more information in your child's day-care.

You can also find inspiration and information at the library or on these websites:

www.aarhuskommune.dk/vpu

www.dotbot.dk/voksen/litteratur/vitaminer.asp

www.foraeldreunivers.dk

www.multidansk.horsens.dk

LINKS

Denne pjece er oversat til engelsk, polsk, somali, arabisk, tyrkisk, vietnamesisk, kurdisk, dari og pashto. Oversættelserne findes på følgende hjemmeside: www.aarhuskommune.dk/vi

This brochure has been translated into English. The translation can be found on the following website: www.aarhuskommune.dk/vi

Ta broszura jest przetlumaczona na jezyk polski. Przetlumaczony tekst znajduje sie na stronie internetowej: www.aarhuskommune.dk/vi

Qoraalkan waxaa lagu turjumay af soomaali. Turjumidda waxaad ka heli kartaa boggaan: www.aarhuskommune.dk/vi

Bu broşür Türkçe ye de çevrilmiştir. Çeviriyi aşağıdaki internet adresinde bulabilirsiniz: www.aarhuskommune.dk/vi

Tập giấy mỏng này được chuyển dịch sang tiếng Việt. Bạn có thể đọc bản phiên dịch tại trang điện tử sau: www.aarhuskommune.dk/vi

نەم نامیلکەیه وەرگیراوه بۆ کوردی، وەرگیرانهکه له لایه‌ره‌ی مانی له خواره‌وه نه‌یدۆزیته‌وه...
www.aarhuskommune.dk/vi

ابن کتابچه ره‌نما به زبان دري و پشتو ترجمه گردیده که شما میتوانید به ادرس ذیل پیدا کنید .
www.aarhuskommune.dk/vi

دغه معلوماتی کتابچه په دري او پښتو ژبو ترجمه شوي ده . چه تاسي کولاي شي دغه ترجمه په لاندي کمپوټري صفحه کي پیدا کړي :
www.aarhuskommune.dk/vi

هذا الكتيب تُرجم إلى اللغة العربية. الترجمة تجدها على عنوان الصفحة التالية:
www.aarhuskommune.dk/vi



UDGIVET AF:
Århus Kommune
Børn og Unge
Pædagogisk Afdeling

UDGIVET:
Januar 2010
1. udgave - 1. oplag

©COPYRIGHT:
Århus Kommune
Børn og Unge
Pædagogisk Afdeling

LAYOUT:
Århus Kommune
Børn og Unge
Fællessekretariatet

FOTO:
Hartmann Schmidt Fotografi

TRYK:
Århus Kommunes Kopicenter